

Scaled data based on original data using  
LM-79-08 Approved Method: Electrical and Photometric Measurements of Solid-  
State Lighting Products

Test Report Prepared for  
Cooper Lighting Solutions  
(formerly Eaton)

Brand: STREETWORKS

Report Number: P597225

Luminaire Tested: **PMM-SA1C-722-U-5WQ**

Issue Date: 5/27/2021

**Test Information**

Test Method: LM-79-08  
Report Number: P597225  
TEST IS SCALED FROM IESNA LM-79-08 TEST DATA (G2-1910-543-4)  
Test Lab: INNOVATIONS CENTER  
Issue Date: 5/27/2021  
Manufacturer: COOPER LIGHTING SOLUTIONS (FORMERLY EATON)  
Product Line: STREETWORKS  
Catalog Number: PMM-SA1C-722-U-5WQ  
Description: MESA POST TOP DECORATIVE LUMINAIRE. (1) LIGHTSQUARES WITH 16 LEDS EACH AND TYPE V WIDE OPTICS.  
Light Source: -  
Ballast/Driver: ELECTRONIC DRIVER

**Summary**

Lumens per Lamp: N/A  
Luminaire Lumens: 4946 lumens  
Efficiency: N/A  
Efficacy: 83.8 lumens/watt  
Luminous Opening: Rectangular (W 0.5' x L: 0.5' x H: 0')  
IES Classification: Type V - Short  
BUG Rating: B3 - U0 - G1

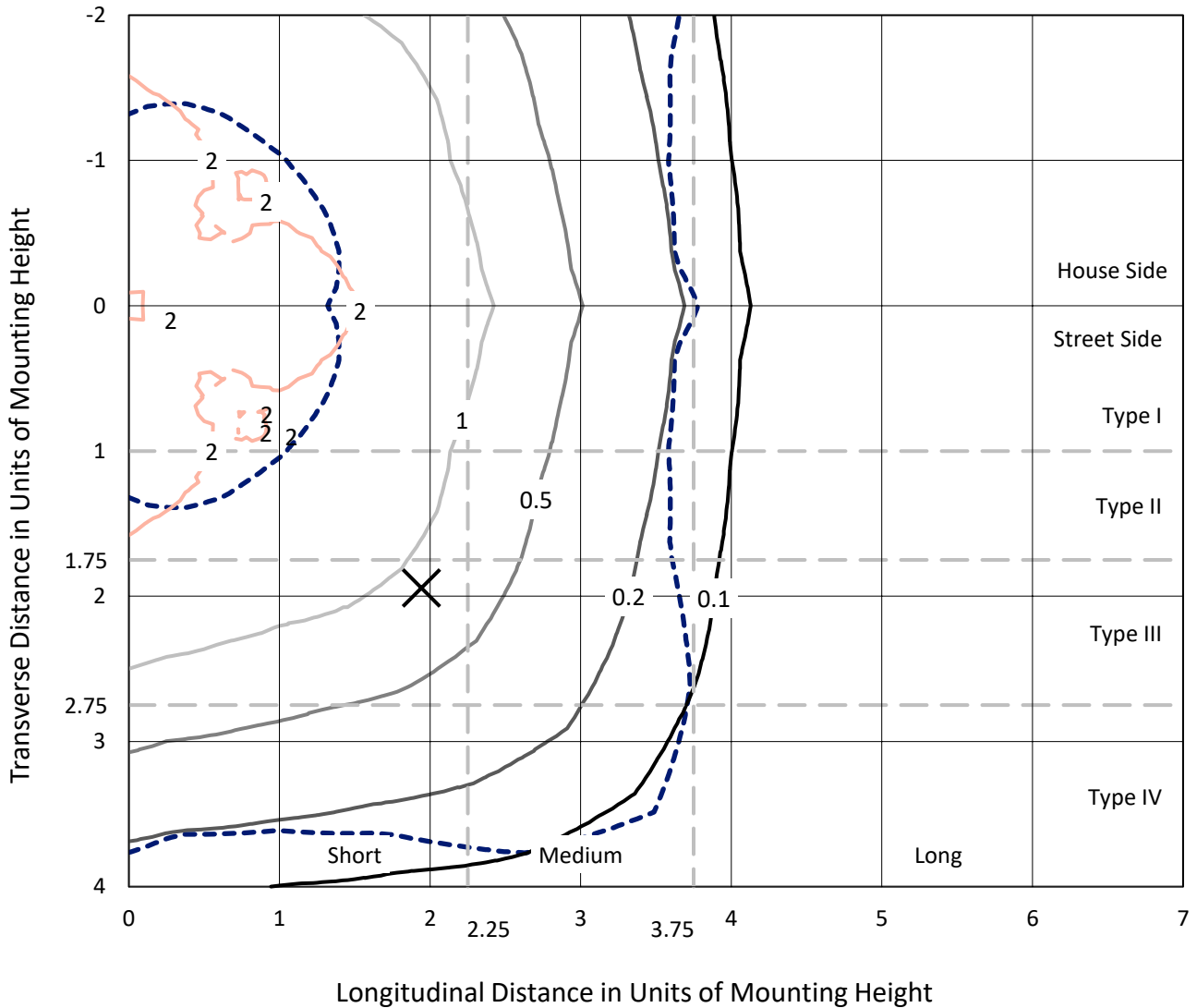
Input Watts (W): 59  
Input Voltage (V): NR  
Input Current (Ain): NR  
Voltage Rise (V): NR  
Power Factor: NR  
Total Harmonic Distortion (THDi): NR  
Frequency (hertz): 60  
Stabilization Time: NR  
Operation Time: NR  
Ambient Temperature (°C): NR  
Test Distance: 28.75 FT



REPORT NUMBER: P597225  
 CATALOG NUMBER: PMM-SA1C-722-U-5WQ

### Iso-Footcandle Lines of Horizontal Illumination

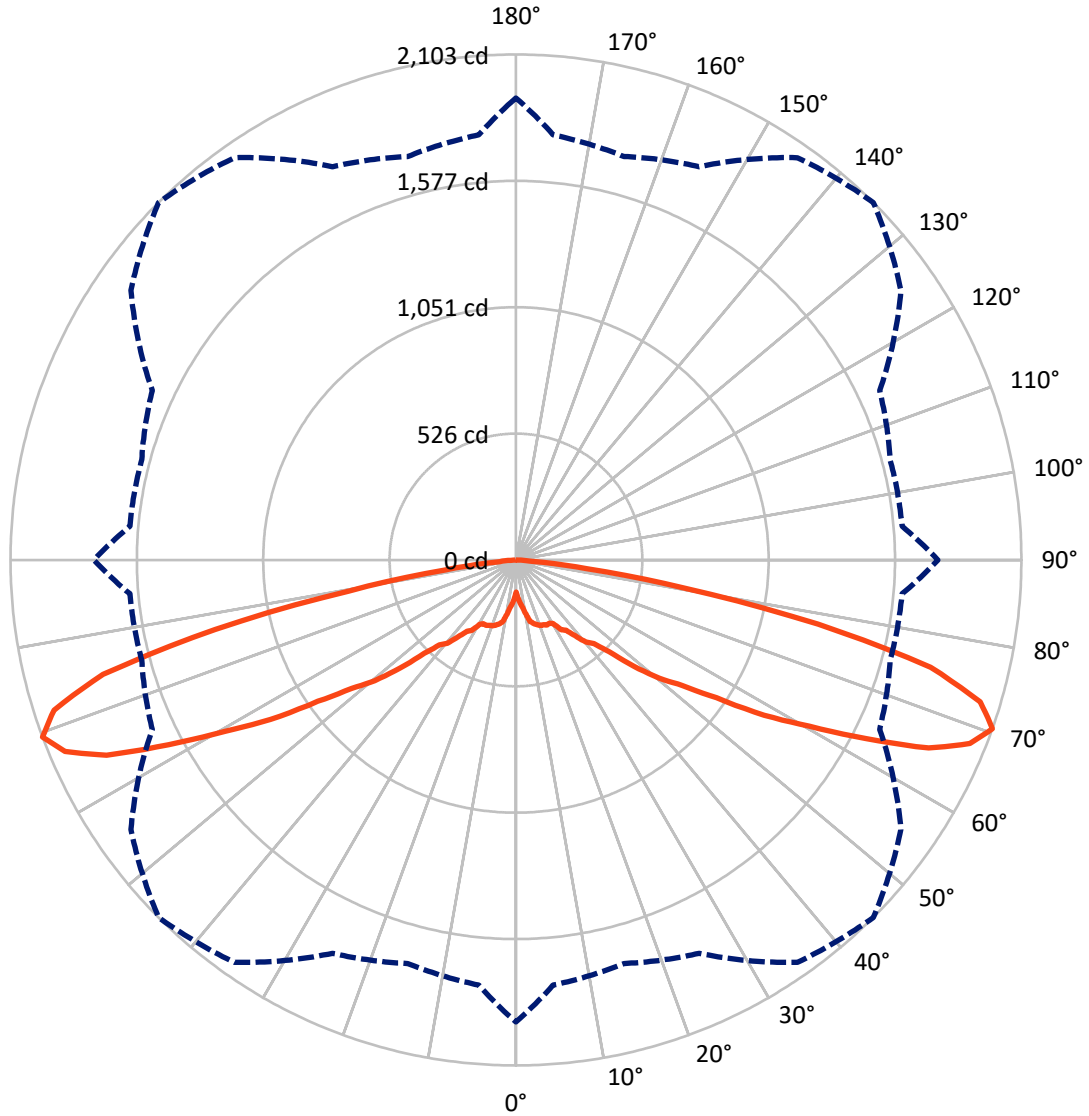
✕ Max cd  
 - - - 1/2 Max cd



Based on 10 foot mounting height. Maximum calculated value = 2.7 fc  
 Type V - Short - N/A

REPORT NUMBER: P597225  
CATALOG NUMBER: PMM-SA1C-722-U-5WQ

### Luminous Intensity Polar Plot



— Vertical Plane Through 45-Deg Lateral      - - - Horizontal Cone Through 70-Deg Vertical

REPORT NUMBER: P597225

CATALOG NUMBER: PMM-SA1C-722-U-5WQ

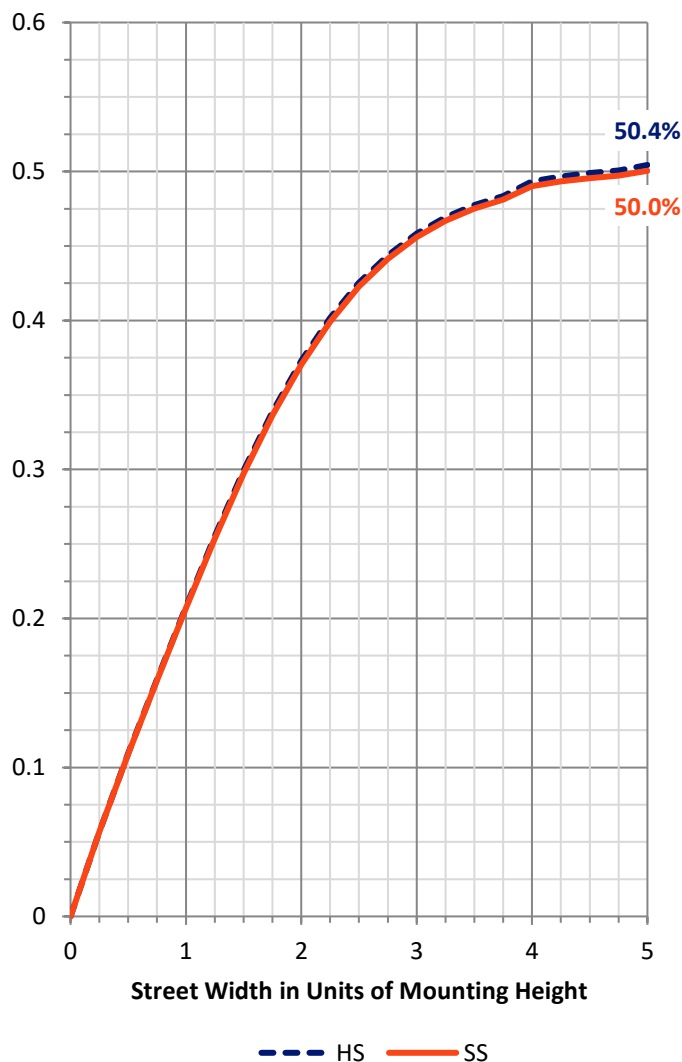
**FLUX DISTRIBUTION:**

		Downward	Upward	Total
<b>House Side</b>	Lumens	2473.0	0.0	2473.0
	% Fixture	50.0	0.0	50.0
<b>Street Side</b>	Lumens	2473.0	0.0	2473.0
	% Fixture	50.0	0.0	50.0
<b>Total</b>	Lumens	4946.0	0.0	4946.0
	% Fixture	100.0	0.0	100.0

**ZONAL LUMENS:**

Zone	Lumens	% Fixture
0°-10°	19.4	0.4
10°-20°	77.9	1.6
20°-30°	147.2	3.0
30°-40°	256.4	5.2
40°-50°	490.2	9.9
50°-60°	950.4	19.2
60°-70°	1664.2	33.6
70°-80°	1250.8	25.3
80°-90°	89.5	1.8
90°-100°	0.0	0.0
100°-110°	0.0	0.0
110°-120°	0.0	0.0
120°-130°	0.0	0.0
130°-140°	0.0	0.0
140°-150°	0.0	0.0
150°-160°	0.0	0.0
160°-170°	0.0	0.0
170°-180°	0.0	0.0
0°-90°	4946.0	100.0
0°-180°	4946.0	100.0

**Coefficient of Utilization**



REPORT NUMBER: P597225

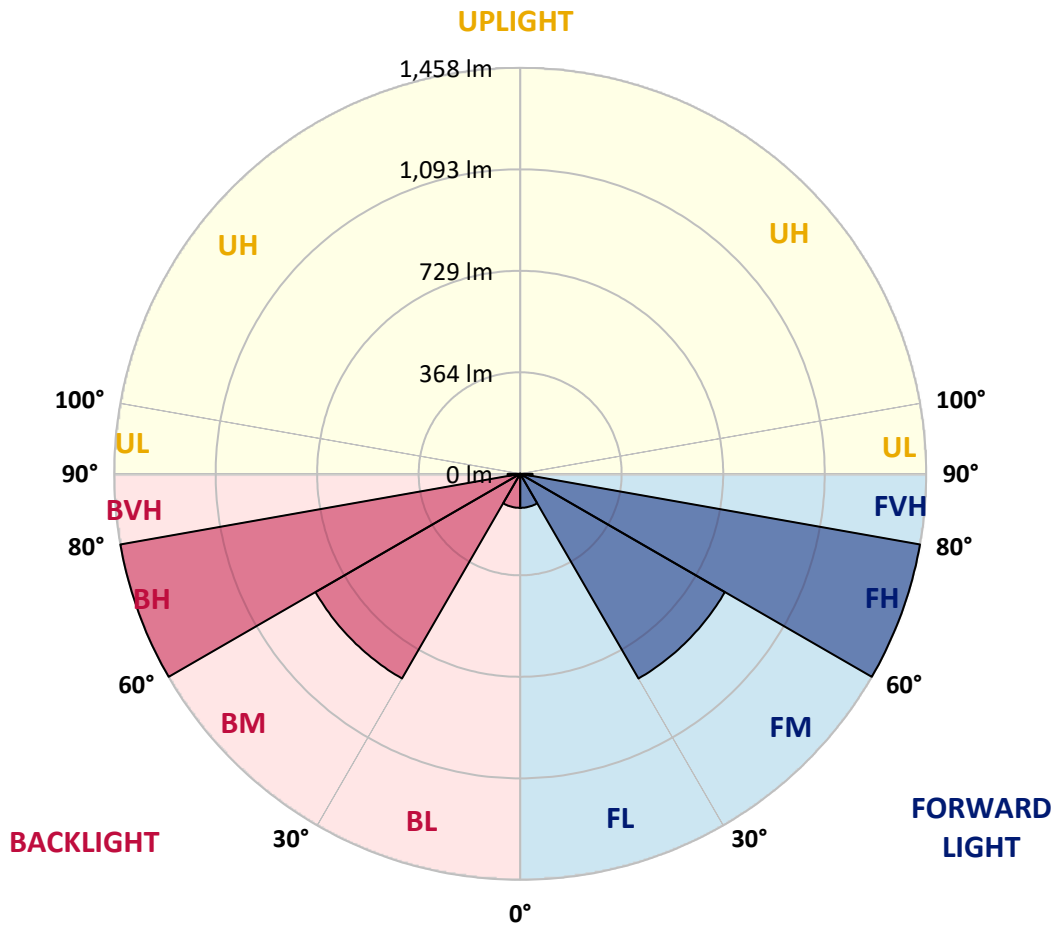
CATALOG NUMBER: PMM-SA1C-722-U-5WQ

**LUMINAIRE CLASSIFICATION SYSTEM LUMEN TABLE AND BUG RATING:**

Zone	Lumens	% Fixture	Zone Rating/Lumen Limit		
			B	U	G
FL (0°-30°)	122.3	2.5			
FM (30°-60°)	848.5	17.2			
FH (60°-80°)	1457.5	29.5			G1/1800
FVH (80°-90°)	44.8	0.9			G1/100
BL (0°-30°)	122.3	2.5	B1/500		
BM (30°-60°)	848.5	17.2	B1/1000		
BH (60°-80°)	1457.5	29.5	B3/2500		G1/1800
BVH (80°-90°)	44.8	0.9			G1/100
UL (90°-100°)	0.0	0.0		U0/0	
UH (100°-180°)	0.0	0.0		U0/0	

**BUG Rating: B3-U0-G1**

Type V Short





REPORT NUMBER: P597225  
 CATALOG NUMBER: PMM-SA1C-722-U-5WQ

**CANDELA DISTRIBUTION (FULL):**

	0°	5°	15°	25°	35°	45°	55°	65°	75°	85°	90°
0°	133.7	133.7	133.7	133.7	133.7	133.7	133.7	133.7	133.7	133.7	133.7
2.5°	162.7	160.2	152.3	152.7	156.4	156.8	157.1	152.3	151.2	161.0	161.6
5°	206.6	200.9	195.1	192.8	189.4	179.8	190.3	191.5	193.8	201.3	204.7
7.5°	236.0	228.9	221.0	216.2	206.8	199.0	207.6	214.7	219.3	227.8	232.6
10°	241.6	237.3	237.0	228.5	226.8	229.7	229.1	229.3	236.2	236.4	239.3
12.5°	259.0	262.1	256.2	253.3	255.0	262.1	256.3	253.8	255.6	263.4	260.2
15°	281.9	285.5	276.5	271.9	267.3	274.0	268.0	272.5	278.0	283.8	280.9
17.5°	307.2	307.4	295.1	278.0	282.1	283.0	280.9	277.3	293.2	307.0	305.7
20°	321.0	320.8	299.7	276.5	288.4	290.5	288.6	276.1	300.1	319.1	318.5
22.5°	335.2	331.0	305.7	286.9	291.3	293.0	288.6	287.4	305.7	332.1	331.9
25°	342.9	346.5	318.7	307.0	303.4	299.3	303.2	305.1	322.5	348.4	341.0
27.5°	366.9	360.9	322.5	321.4	313.7	297.8	311.0	320.4	321.4	363.2	370.9
30°	388.5	390.8	339.8	341.5	327.5	307.4	327.9	342.9	345.8	391.2	390.5
32.5°	411.6	412.5	370.5	352.7	346.7	345.9	338.1	351.1	373.8	410.2	411.8
35°	446.5	454.4	397.9	374.0	366.5	358.8	365.7	377.4	398.5	453.2	449.4
37.5°	526.5	514.0	457.6	407.9	402.9	399.9	405.4	413.9	457.0	515.4	533.2
40°	582.3	576.4	499.6	464.1	432.7	449.2	436.1	468.7	504.4	576.8	588.3
42.5°	668.9	642.4	563.5	519.6	487.0	475.3	482.6	525.2	570.6	651.2	673.9
45°	752.0	711.1	643.5	604.8	555.3	543.0	552.8	602.9	655.4	719.1	759.1
47.5°	836.8	794.6	720.3	664.3	623.8	660.4	628.4	676.0	728.4	802.4	837.9
50°	924.8	878.0	804.7	743.7	740.3	772.7	734.3	758.7	807.2	884.0	925.8
52.5°	1026.0	975.5	902.2	860.9	869.0	866.9	859.2	854.8	902.6	978.0	1027.7
55°	1146.3	1091.8	1033.2	1014.2	1036.5	1012.5	1023.8	1022.3	1029.2	1083.1	1141.3
57.5°	1291.7	1230.1	1171.4	1167.2	1195.8	1218.4	1198.3	1169.3	1157.2	1209.6	1276.2
60°	1474.9	1399.3	1334.9	1321.6	1403.2	1403.0	1384.8	1319.9	1315.3	1374.6	1454.8
62.5°	1677.4	1585.3	1514.8	1493.7	1621.5	1635.9	1579.1	1462.8	1486.6	1534.4	1629.6
65°	1849.3	1738.6	1673.0	1667.2	1823.4	1886.9	1761.4	1602.3	1610.0	1649.7	1752.8
67.5°	1961.3	1828.0	1775.8	1803.6	1997.8	2037.5	1920.9	1695.6	1668.3	1684.8	1808.0
70°	1922.0	1775.4	1737.8	1805.3	2042.9	2102.9	1955.2	1669.5	1611.6	1612.3	1755.5
72.5°	1624.0	1484.5	1502.4	1626.3	1936.2	2020.4	1796.3	1507.9	1389.4	1386.5	1516.4
75°	1073.9	980.7	1051.1	1244.3	1609.6	1781.9	1488.4	1181.9	1033.2	984.9	1085.2
77.5°	469.7	457.8	517.1	735.5	1097.3	1284.2	1066.2	772.1	562.0	467.4	510.6
80°	125.9	123.2	154.7	279.0	534.2	707.2	577.0	308.0	160.8	117.0	124.1
82.5°	45.9	47.0	57.4	78.1	175.9	297.8	191.7	90.0	60.8	49.9	49.9
85°	20.0	19.4	27.8	31.3	48.0	67.3	55.1	38.2	30.7	23.0	22.1
87.5°	5.4	6.7	9.4	9.8	12.5	10.2	14.6	13.4	11.5	8.1	6.5
90°	0.0	0.0	0.0	0.0	0.0	0.0	0.0	0.0	0.0	0.0	0.0

(END OF REPORT)